




Doodles Graphy's Printable Cards



Steps:

- 1. On each card, draw a different unbroken line that connects with card's 2 sides but do not overlap the image on the card.**
- 2. Cut into 16 cards.**
- 3. Reverse all the cards.**
- 4. Shuffle the cards and draw 6 cards.**
- 5. Use the 6 cards to complete a picture.**
- 6. Take a picture of your work. Then upload and hashtag #doodlesgraphy to Instagram.**